



Yes, you can.®

Invacare SA
Autobaan 22 - 8210 Loppem - Belgique - www.invacare.be

Invacare® Coussins d'assise MatrX

Gamme de coussin : MatrX Libra cat.IV



Garantie : 2 ans



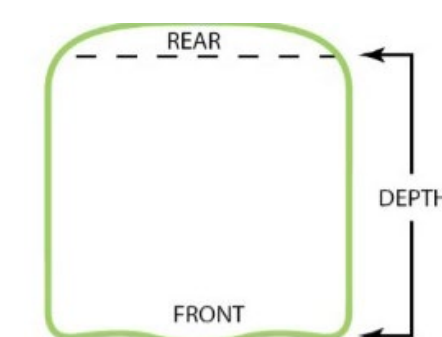

Date :


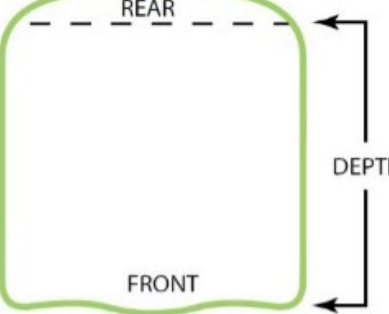



Référence :

Revendeur :

Veuillez indiquer votre choix en cochant les cases Option standard Option sans supplément

CODE		DESCRIPTION			Prix public €, TVA de 6% incluse
Invacare Coussin MatrX Libra IV					
Coussin en mousse galbé avec compartiment en gel / tissu en noir, doux, imperméable et déperlant Hauteur: 82mm					
Poids max utilisateur 136kg			Les dimensions du fauteuil roulant		
			Largeur d'assise	Profondeur d'assise	
LC1412	<input type="checkbox"/>	Invacare MatrX Libra L 360mm x P 310mm	360mm	310 - 330mm	608,61
LC1414	<input type="checkbox"/>	Invacare MatrX Libra L 360mm x P 360mm	360mm	360 - 380mm	608,61
LC1416	<input type="checkbox"/>	Invacare MatrX Libra L 360mm x P 410mm	360mm	410 - 430mm	608,61
LC1516	<input type="checkbox"/>	Invacare MatrX Libra L 380mm x P 410mm	380mm	410 - 430mm	608,61
LC1518	<input type="checkbox"/>	Invacare MatrX Libra L 380mm x P 460mm	380mm	460 - 480mm	608,61
LC1520	<input type="checkbox"/>	Invacare MatrX Libra L 380mm x P 510mm	380mm	510 - 530mm	608,61
LC1616	<input type="checkbox"/>	Invacare MatrX Libra L 410mm x P 410mm	410mm	410 - 430mm	608,61
LC1618	<input type="checkbox"/>	Invacare MatrX Libra L 410mm x P 460mm	410mm	460 - 480mm	608,61
LC1620	<input type="checkbox"/>	Invacare MatrX Libra L 410mm x P 510mm	410mm	510 - 530mm	608,61
LC1716	<input type="checkbox"/>	Invacare MatrX Libra L 430mm x P 410mm	430mm	410 - 430mm	608,61
LC1718	<input type="checkbox"/>	Invacare MatrX Libra L 430mm x P 460mm	430mm	460 - 480mm	608,61
LC1720	<input type="checkbox"/>	Invacare MatrX Libra L 430mm x P 510mm	430mm	510 - 530mm	608,61
LC1816	<input type="checkbox"/>	Invacare MatrX Libra L 460mm x P 410mm	460mm	410 - 430mm	608,61
LC1818	<input type="checkbox"/>	Invacare MatrX Libra L 460mm x P 460mm	460mm	460 - 480mm	608,61
LC1820	<input type="checkbox"/>	Invacare MatrX Libra L 460mm x P 510mm	460mm	510 - 530mm	608,61
LC1916	<input type="checkbox"/>	Invacare MatrX Libra L 480mm x P 410mm	480mm	410 - 430mm	608,61
LC1918	<input type="checkbox"/>	Invacare MatrX Libra L 480mm x P 460mm	480mm	460 - 480mm	608,61
LC1920	<input type="checkbox"/>	Invacare MatrX Libra L 480mm x P 510mm	480mm	510 - 530mm	608,61
LC2016	<input type="checkbox"/>	Invacare MatrX Libra L 510mm x P 410mm	510mm	410 - 430mm	608,61
LC2018	<input type="checkbox"/>	Invacare MatrX Libra L 510mm x P 460mm	510mm	460 - 480mm	608,61
LC2020	<input type="checkbox"/>	Invacare MatrX Libra L 510mm x P 510mm	510mm	510 - 530mm	608,61
Poids max utilisateur 227kg			Les dimensions du fauteuil roulant		
			Largeur d'assise	Profondeur d'assise	
LC2118	<input type="checkbox"/>	Invacare MatrX Libra L 530mm x P 460mm	530mm	460 - 480mm	608,61
LC2120	<input type="checkbox"/>	Invacare MatrX Libra L 530mm x P 510mm	530mm	510 - 530mm	608,61
LC2122	<input type="checkbox"/>	Invacare MatrX Libra L 530mm x P 560mm	530mm	560 - 580mm	608,61
LC2218	<input type="checkbox"/>	Invacare MatrX Libra L 560mm x P 460mm	560mm	460 - 480mm	608,61
LC2220	<input type="checkbox"/>	Invacare MatrX Libra L 560mm x P 510mm	560mm	510 - 530mm	608,61
LC2222	<input type="checkbox"/>	Invacare MatrX Libra L 560mm x P 560mm	560mm	560 - 580mm	608,61



CODE		DESCRIPTION			Prix public €, TVA de 6% incluse
Coussin en mousse galbé avec compartiment en gel / tissu en noir, Mesh et respirant Hauteur: 82mm					
Poids max utilisateur 136kg			Les dimensions du fauteuil roulant		
			Largeur d'assise	Profondeur d'assise	
LCS1412	<input type="checkbox"/>	Invacare MatrX Libra L 360mm x P 310mm	360mm	310 - 330mm	608,61
LCS1414	<input type="checkbox"/>	Invacare MatrX Libra L 360mm x P 360mm	360mm	360 - 380mm	608,61
LCS1416	<input type="checkbox"/>	Invacare MatrX Libra L 360mm x P 410mm	360mm	410 - 430mm	608,61
LCS1516	<input type="checkbox"/>	Invacare MatrX Libra L 380mm x P 410mm	380mm	410 - 430mm	608,61
LCS1518	<input type="checkbox"/>	Invacare MatrX Libra L 380mm x P 460mm	380mm	460 - 480mm	608,61
LCS1520	<input type="checkbox"/>	Invacare MatrX Libra L 380mm x P 510mm	380mm	510 - 530mm	608,61
LCS1616	<input type="checkbox"/>	Invacare MatrX Libra L 410mm x P 410mm	410mm	410 - 430mm	608,61
LCS1618	<input type="checkbox"/>	Invacare MatrX Libra L 410mm x P 460mm	410mm	460 - 480mm	608,61
LCS1620	<input type="checkbox"/>	Invacare MatrX Libra L 410mm x P 510mm	410mm	510 - 530mm	608,61
LCS1716	<input type="checkbox"/>	Invacare MatrX Libra L 430mm x P 410mm	430mm	410 - 430mm	608,61
LCS1718	<input type="checkbox"/>	Invacare MatrX Libra L 430mm x P 460mm	430mm	460 - 480mm	608,61
LCS1720	<input type="checkbox"/>	Invacare MatrX Libra L 430mm x P 510mm	430mm	510 - 530mm	608,61
LCS1816	<input type="checkbox"/>	Invacare MatrX Libra L 460mm x P 410mm	460mm	410 - 430mm	608,61
LCS1818	<input type="checkbox"/>	Invacare MatrX Libra L 460mm x P 460mm	460mm	460 - 480mm	608,61
LCS1820	<input type="checkbox"/>	Invacare MatrX Libra L 460mm x P 510mm	460mm	510 - 530mm	608,61
LCS1916	<input type="checkbox"/>	Invacare MatrX Libra L 480mm x P 410mm	480mm	410 - 430mm	608,61
LCS1918	<input type="checkbox"/>	Invacare MatrX Libra L 480mm x P 460mm	480mm	460 - 480mm	608,61
LCS1920	<input type="checkbox"/>	Invacare MatrX Libra L 480mm x P 510mm	480mm	510 - 530mm	608,61
LCS2016	<input type="checkbox"/>	Invacare MatrX Libra L 510mm x P 410mm	510mm	410 - 430mm	608,61
LCS2018	<input type="checkbox"/>	Invacare MatrX Libra L 510mm x P 460mm	510mm	460 - 480mm	608,61
LCS2020	<input type="checkbox"/>	Invacare MatrX Libra L 510mm x P 510mm	510mm	510 - 530mm	608,61
Poids max utilisateur 227kg			Les dimensions du fauteuil roulant		
			Largeur d'assise	Profondeur d'assise	
LCS2118	<input type="checkbox"/>	Invacare MatrX Libra L 530mm x P 460mm	530mm	460 - 480mm	608,61
LCS2120	<input type="checkbox"/>	Invacare MatrX Libra L 530mm x P 510mm	530mm	510 - 530mm	608,61
LCS2122	<input type="checkbox"/>	Invacare MatrX Libra L 530mm x P 560mm	530mm	560 - 580mm	608,61
LCS2218	<input type="checkbox"/>	Invacare MatrX Libra L 560mm x P 460mm	560mm	460 - 480mm	608,61
LCS2220	<input type="checkbox"/>	Invacare MatrX Libra L 560mm x P 510mm	560mm	510 - 530mm	608,61
LCS2222	<input type="checkbox"/>	Invacare MatrX Libra L 560mm x P 560mm	560mm	560 - 580mm	608,61
Accessoires MatrX Libra (Veuillez indiquer ce qui est nécessaire)					
1487155	<input type="checkbox"/>	Cale latérale			Inclus
1487157	<input type="checkbox"/>	Cale antérieure			Inclus
1487158	<input type="checkbox"/>	Cale angle (par paire)			Inclus
1487162	<input type="checkbox"/>	Coussin d'abduction 50mm			Inclus
1578357	<input type="checkbox"/>	Poche de gel fluide supplémentaire			Inclus
 					
 Cale antérieure					
 Cale angle					
 Cale latérale					
 Poche de gel fluide supplémentaire					
 Coussin d'abduction					